



Nepal Netra Jyoti Sangh
EYE HEALTH PROGRAM-RAPTI & BAHADURGUNJ
 (REH, CKNEH, LEH)



PRESS MEET

27th March 2019

Presented By

Samsher Thapa, PGDHM, MHCM, PhD Scholar
 Sr. Administrative Officer





नेपाल नेत्रज्योति संघ

संक्षिप्त परिचय



- स्थापना वि.स. २०३५ चैत्र १३ गते
- सन् १९८१ मा नेपालमा पहिलो पटक अन्धोपन सर्वेक्षण गरेको ।
- पहिलो सर्वेक्षणबाट ०.८४ प्रतिशतमा दृष्टिविहिनताको समस्या, १.७ प्रतिशतमा एउटा आंखामा दृष्टिविहिनता, १.८५ प्रतिशतमा न्यूनदृष्टिविहिन ।
- सर्वेक्षणपश्चात संघले एक गुरुयोजना तैयार पारी चरणबद्धरूपमा आंखा अस्पताल, आंखा उपचार केन्द्रहरुको स्थापना ।
 - १८ वटा आंखा अस्पताल
 - ८५ आंखा उपचार केन्द्रहरु



- नेपालमा कुल आंखा उपचार सेवाको करिव ९० प्रतिशत बढी नेपाल नेत्रज्योति संघको कार्यसंजाल मार्फत प्रवाहित ।
- सन् २०१२ को **RAAB Survey** बाट ०.८४ प्रतिशत बाट ०.३५ प्रतिशतमा अन्धोपनको समस्या भरेको
- सन् १९८१ मा ७ जना नेत्रविशेषज्ञ रहेकोमा सन् २०१२ सम्ममा उक्त संख्या १८० पुगेको ।
- हाल नेपाल सरकारको सहयोगमा ४५ भन्दा बढी दुर्गम क्षेत्रहरुमा वर्षेनी ८ हजार भन्दा बढीको मोतिविन्दको शल्यक्रिया गर्ने गरेको
- १० हजार भन्दा बढी जनालाई ४० वर्षको उमेर कटेपछि मसिनो काम गर्नको लागि लगाउनुपर्ने चश्मा **Presbyopic Glass** निःशुल्क वितरण ।



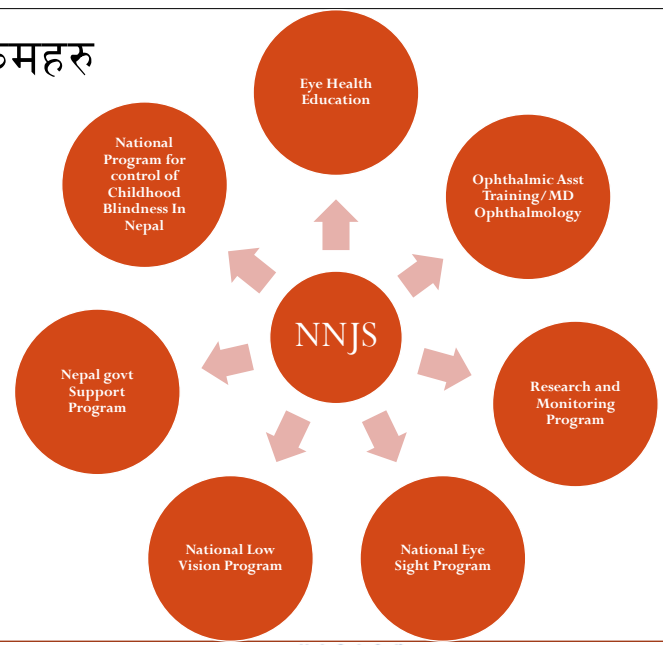
- सन् २०१९ मा नेपालबाट **Trachoma** उनमूलन (**Eliminate**)
- १०,००० भन्दा बढी स्वयंसेवकहरु
- वि.स. २०६९ साल देखि कान सम्बन्धी उपचार सेवाको क्षेत्र थप विस्तार ।



आंखा उपचारको तहहरु



कार्यक्रमहरु



PUBLIC PRIVATE PARTNERSHIP (PPP)

PUBLIC

COMMON
INTEREST

PRIVATE



WHY PPP IN HEALTH ?

- State alone **not able** to provide all the service.
- **Encouraging** private sector in developing of health services. (7th five year plan)
- **National Health Policy 1991**, focused on private sector participation in health care.
- **Ninth five year plan directed** to provided health service to rural and geographical region.



PPP MODEL OF GOV/NEPAL AND EYE HOSPITALS

1. Service Contracts

Eye services with Nepal Netra Jyoti Sangh

2. Management Contract

i.e **Lamjung District Hospital and Chaurjahari etc**

3. Build, Own, Operate & Transfer (BOOT)

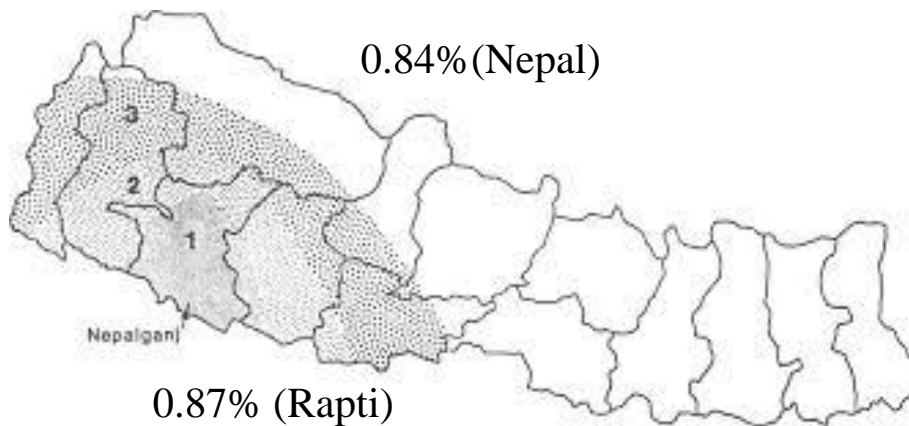
Medical College, Chitwan- 50 years contract

4. Joint Venture

- **Nepal Eye Hospital**



FIRST BLINDNESS SURVEY-1980/81

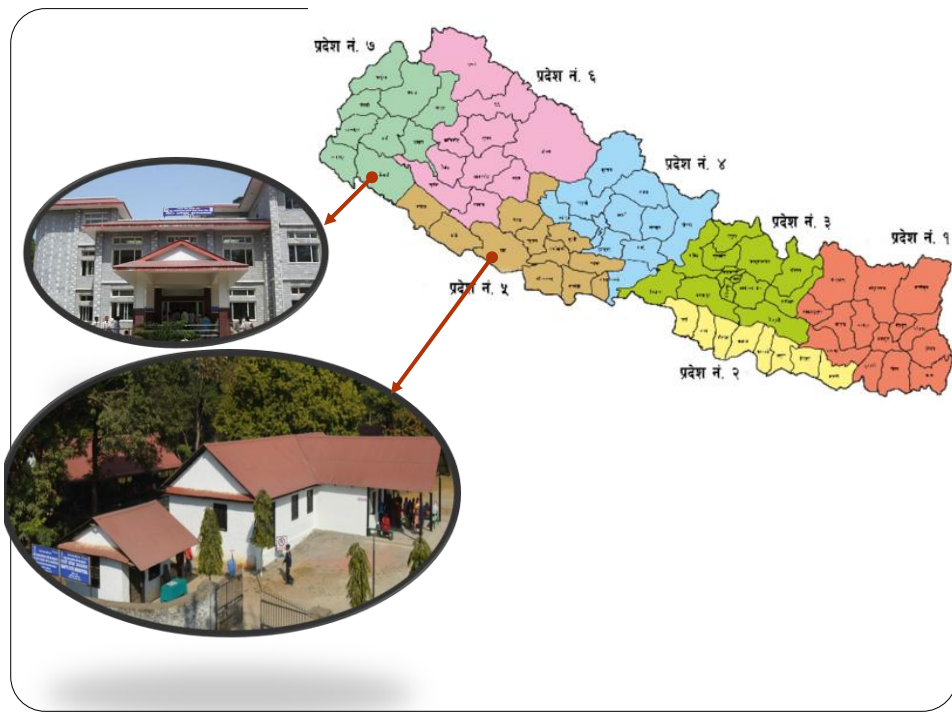


आंखा उपचार सेवाको परिकल्पना



डा. राम प्रसाद पोखरेल
आंखा था

स्व. डा. अलबर्ट कोलस्टार्ड

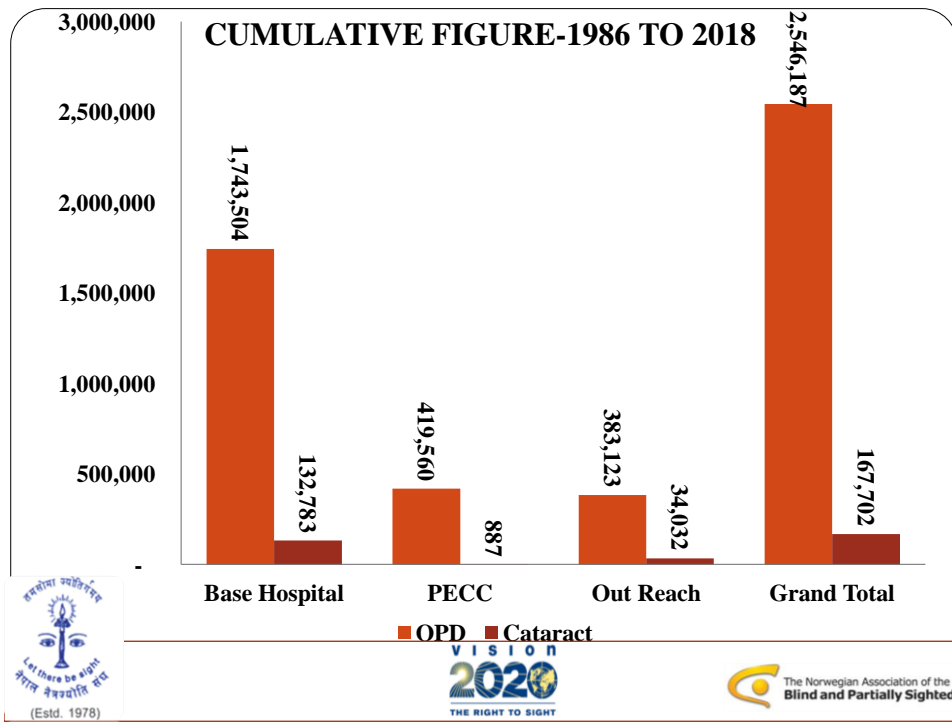
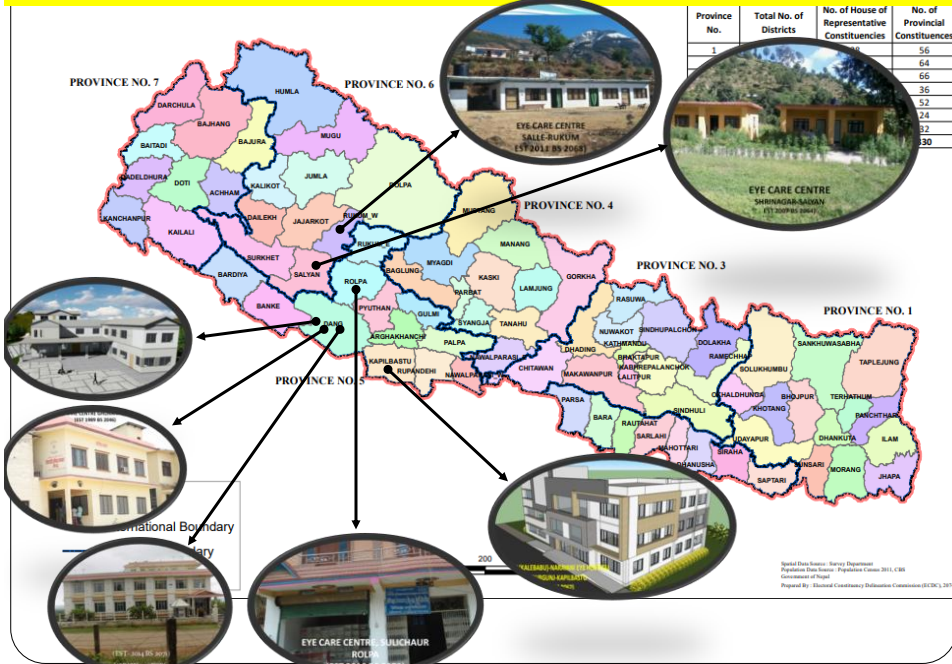




EYE HEALTH PROGRAM-RPTI AND BAHADURGUNJ (2016)



Coverage of Eye Health Program-Rapti & Bahadurgunj



RAAB SURVEY RESULT

0.84% (Nepal)

0.35% (Nepal)



0.87% (Rapti)

0.13 % (Rapti)





NNJS AWARD AMONG THE BEST MANAGER-YEAR 2012



NNJS AWARD AMONG THE BEST OPHTHALMOLOGIST-2015



NNJS AWARD BEST BRANCH FOR THE YEAR 2018



नेपाल नेत्रज्योति संघ, दाङ शाखाका सपनाहरु



परिकल्पना (Vision)

गुणस्तरीय आंखा उपचारको सेवाको माध्यमबाट दृष्टिविहिनाताको व्यापकतालाई न्यूनीकरण गर्ने र व्यक्ति तथा समाजको जीवनस्तर लाई माथी उठाउनमा सहयोग पुऱ्याउनुका साथै आंखा स्वास्थ्य कार्यक्रम राप्ती तथा बहादुरगंजलाई अध्ययन प्रतिष्ठानको रूपमा विकास गर्ने ।



ध्येय (Mission)

आंखा स्वास्थ्य कार्यक्रम राप्ती तथा बहादुरगंज अन्तर्गत हाल प्रदेश नं. ५ को दाङ, प्यूठान, रोल्पा, कपिलबस्तु, पुर्वि रुकुम र कर्णाली प्रदेशको सल्यान र पश्चिम रुकुममा आंखा उपचार सेवाहरु प्रदान गर्दै आई रहेकोमा उक्त प्रदेश अन्तर्गतको थप जिल्लाहरुमा एकिकृत स्वास्थ्य सेवा अन्तर्गत आंखा स्वास्थ्य सेवाको पहुंचलाई सरल बनाउने र बढी भन्दा बढी आंखाका विरामीहरुलाई सेवा प्रदान गर्ने ।

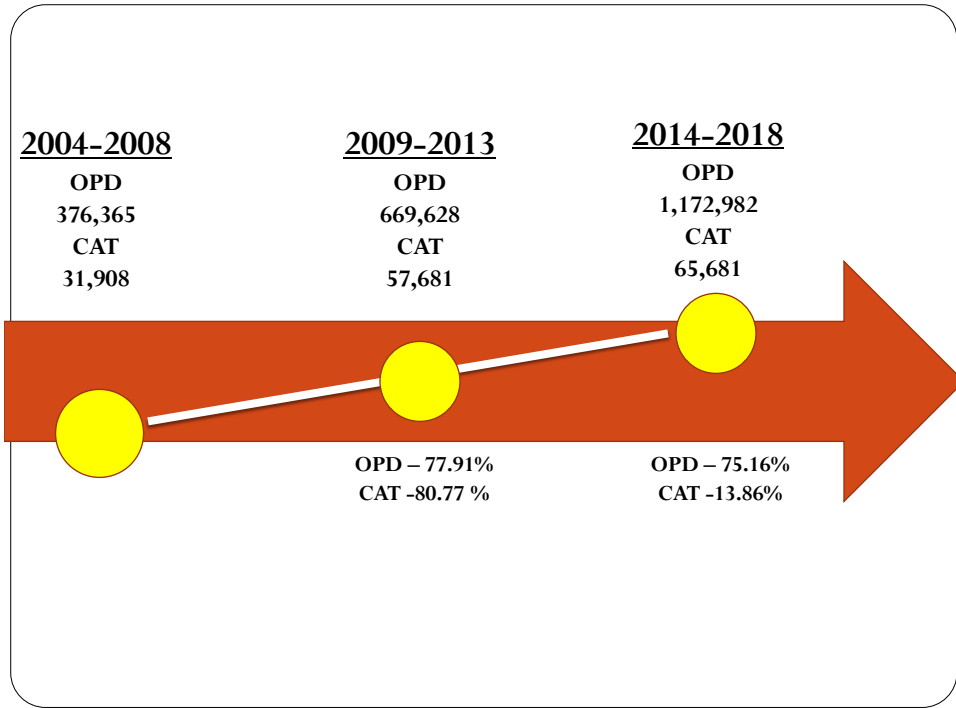


लक्ष्य (Goal)

आंखा स्वास्थ्य-कार्यक्रम राप्ती तथा बहादुरगंजको कार्यक्रमलाई सन् २०२४ सम्ममा आत्मनिर्भर बनाउने ।

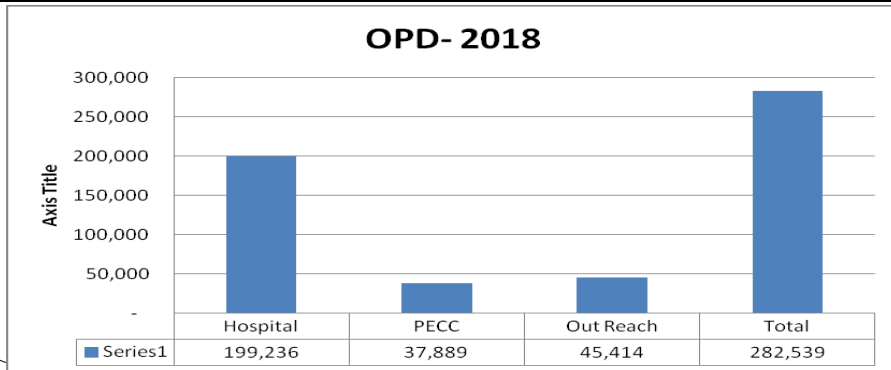


विगत पांच वर्षको उपलब्धिलाई
तुलनात्मकरूपमा हेर्दा



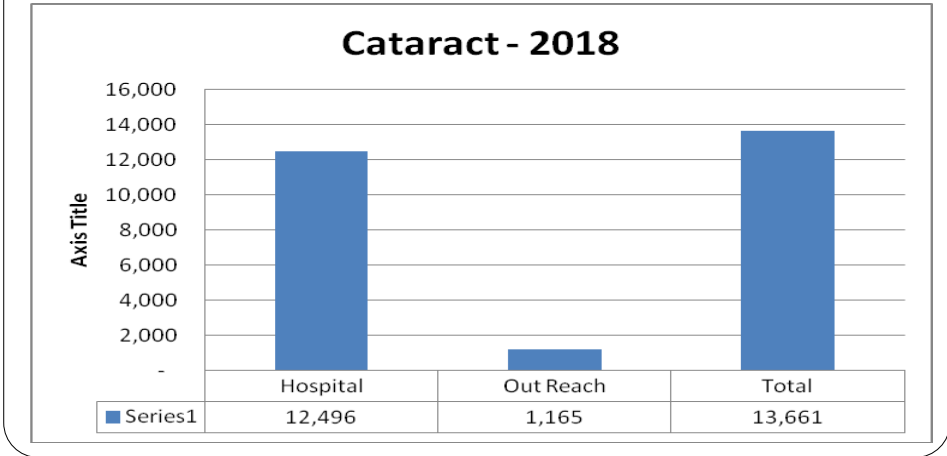
गत वर्ष सन् २०१८ (जनवरी देखी डिसेम्बर)
सम्मको प्रगती विवरण

OPD Service-Eye		Male	Female	Total
Rapti Eye Hospital		32,649	47,198	79,847
Ghorahi Eye Centre		9,003	13,238	22,241
Lamahi Eye Hospital		16,437	23,837	40,274
Salyan Eye Centre		2,719	3,577	6,296
Rukum Eye Centre		1,833	2,310	4,143
CKNEH-Bahadurgunj		37,516	41,599	79,115
Koilabas Eye Clinic		201	237	438
Krishnanagar Eye Clinic		1,802	1,614	3,416
Sulichaur Eye Centre, Rolpa		635	720	1,355
Sub Total of Hospital and Centres		102,795	134,330	237,125
Outreach Activities	#REF!	#REF!		
Surgical Camp		3,144	4,301	7,445
Screening Camp		7,691	11,588	19,279
School Screening Camp		9,274	9,416	18,690
Sub Total of outreach activities		20,109	25,305	45,414
Grand Total		122,904	159,635	282,539

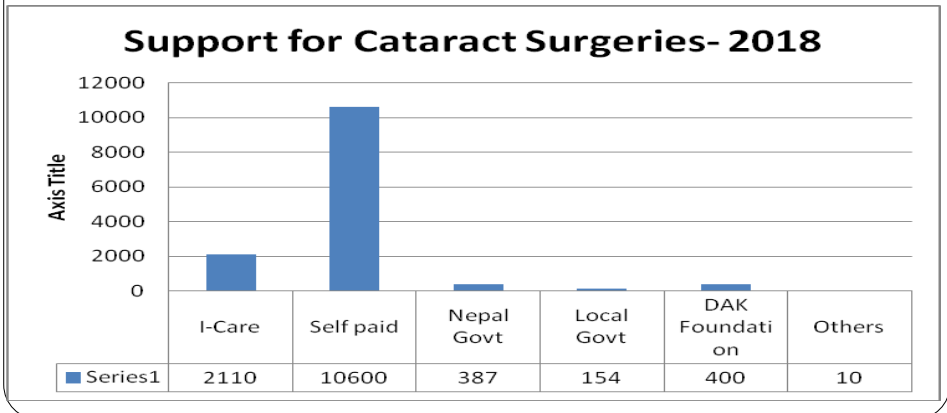


OPD Service-Ear		Male	Female	Total
Ear Service at LEH		998	1,551	2,549
Ear Service at REH		736	852	1,588
Sub Total of outreach activities		1,734	2,403	4,137

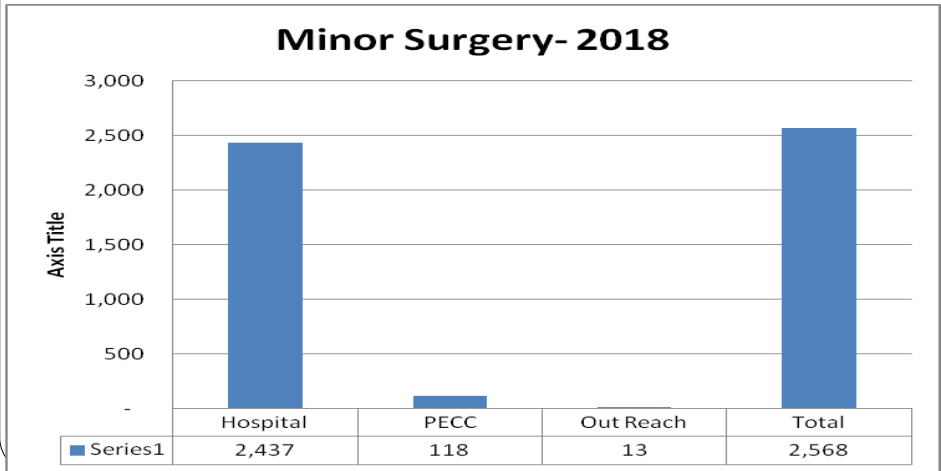
Cataract Surgery	Male	Female	Total
Rapti Eye Hospital	778	1,075	1,853
Lamahi Eye Hospital	509	723	1,232
CKNEH-Bahadurgunj	4,444	4,967	9,411
In Outreach Activities	602	563	1,165
Ghorahi Eye Centre	-	-	-
Salyan Eye Centre	-	-	-
Total	6,333	7,328	13,661



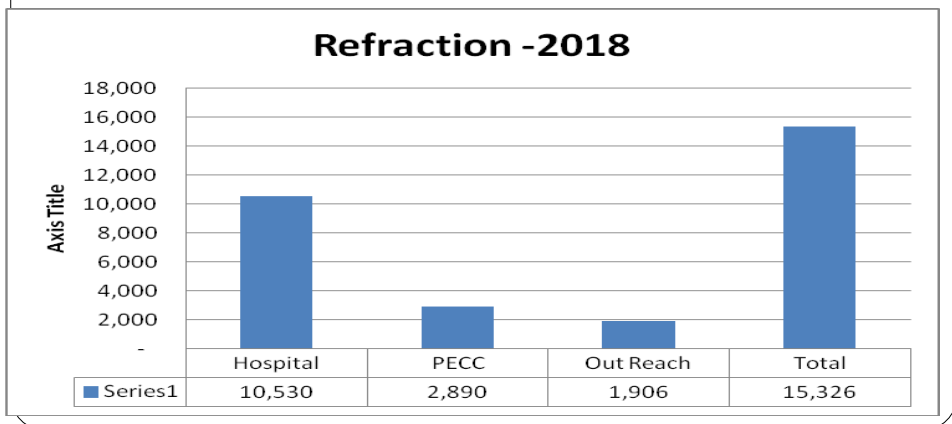
Free surgery with the support from	RAPTI	LAMAHI	CKNEH	Out Reach	Total	
I-Care/NABP Supported	380	388	934	408	2,110	support
SICS General- Self Paid	1,043	476	7,458	-	8,977	self paying
Phaco Surgery- Self paid	351	253	1,019	-	1,623	self paying
CNNJS (Nepal Government Surgical Eye Camp support)	-	-	-	277	277	support
CNNJS (Nepal Government Base Hospital Support)	79	31	-	-	110	support
CNNJS (Indo Nepal Support)	-	-	-	-	-	support
Putha Uttarganga Rural Municipality Rukum East	-	-	-	80	80	support
Pro - Poor	-	-	-	-	-	support
Lamahi Municipality support-Lamahi	-	51	-	-	51	support
Hariyali Saving and Credit Co-operative Ltd, Deukhuri	-	10	-	-	10	
DAK Foundation	-	-	-	400	400	
Gadhwa Rural Municipality	-	23	-	-	23	
Grand Total	1,853	1,232	9,411	1,165	13,661	



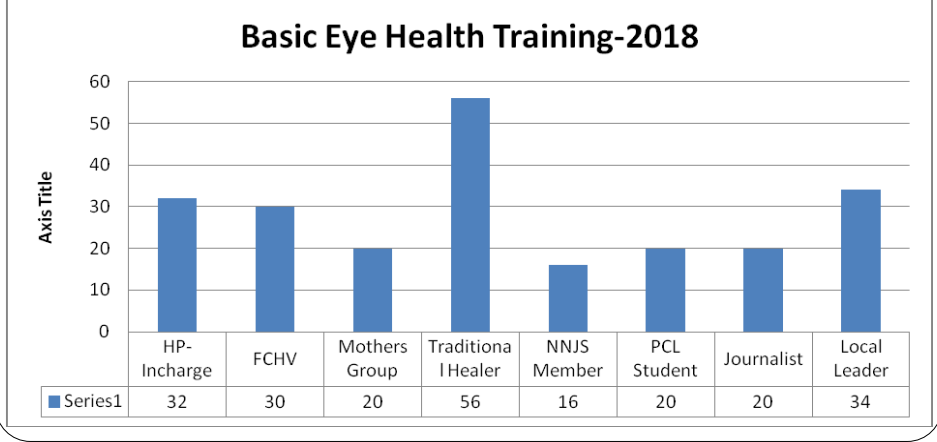
Minor Surgery	Male	Female	Total
Rapti Eye Hospital	471	844	1,315
Lamahi Eye Hospital	140	227	367
CKNEH-Bahadurgunj	322	433	755
Ghorahi Eye Centre	31	69	100
Rukum Eye Centre	-	5	5
Salyan Eye Centre	1	7	8
Koilabash Eye Clinic	-	-	-
Krishnanagar Refrral Centre	-	-	-
Surgical Eye Camp	6	7	13
Sulichaur Eye Centre, Rolpa	1	4	5
Total	972	1,596	2,568



Refractive Error Corrected by the spectacles	Male	Female	Total
Rapti Eye Hospital	1,482	2,540	4,022
Lamahi Eye Hospital	1,113	1,879	2,992
CKNEH-Bahadurgunj	1,637	1,879	3,516
Ghorahi Eye Centre	688	1,000	1,688
Rukum Eye Centre	132	180	312
Salyan Eye Centre	117	160	277
Koilabash Eye Clinic	23	19	42
Krishnanagar Refrral Centre	218	213	431
Sulichaur Eye Centre, Rolpa	66	74	140
Surgical Eye Camp	124	186	310
Screening / Pick up Camp	387	508	895
School screening	340	361	701
Total	6,327	8,999	15,326

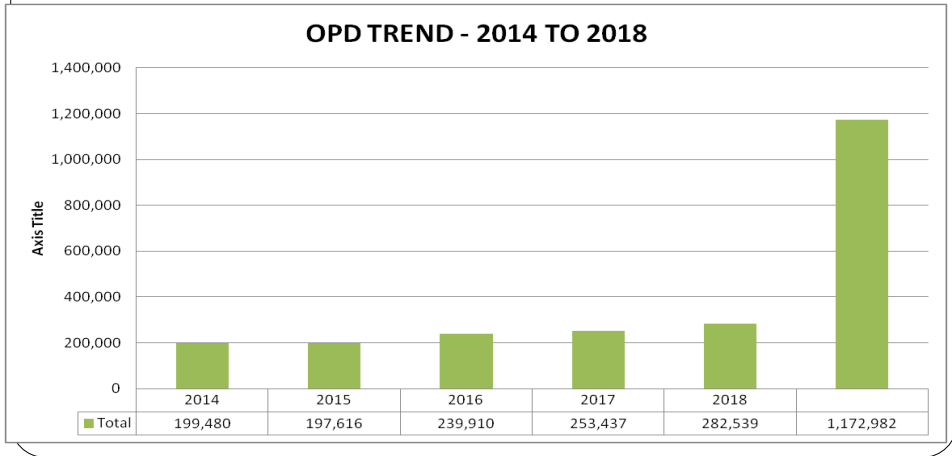


Basic Eye Health Training	Male	Female	Total
Health Post/Sub Health Post Incharge	20	12	32
FCHV	-	30	30
Mothers Groups	-	-	-
Drug Retailer	12	8	20
Traditional Healers	49	7	56
NNJS Members	13	3	16
PCI Nursing Student	-	20	20
School teachers			
Journalist	15	5	20
Local Level Leader	17	17	34
Total	126	102	228

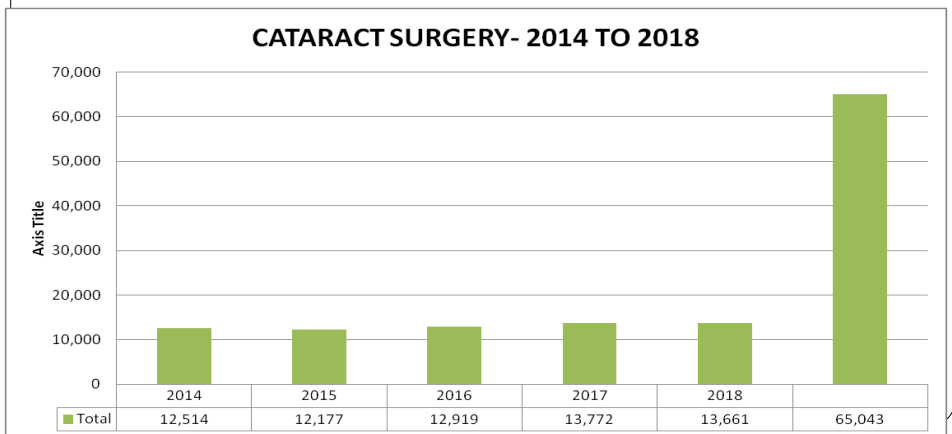


ACHIEVEMENT OF RESULT-
2014 TO 2018

	male	female	Total	M	F
2014	86,426	113,054	199,480	43	57
2015	85,302	112,314	197,616	43	57
2016	105,132	134,778	239,910	44	56
2017	110,371	143,066	253,437	44	56
2018	122,904	159,635	282,539	43	57
	510,135	662,846	1,172,982	43	57

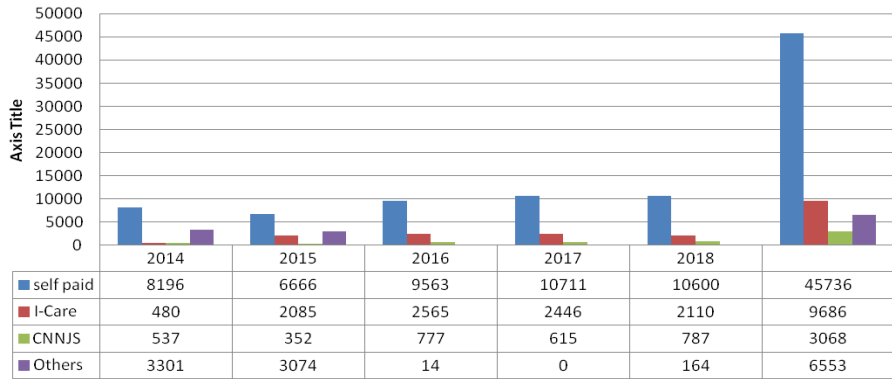


	male	female	Total	M	F
2014	5,745	6,769	12,514	46	54
2015	5,730	6,447	12,177	47	53
2016	6,018	6,901	12,919	47	53
2017	6,377	7,395	13,772	46	54
2018	6,333	7,328	13,661	46	54
	30,203	34,840	65,043	46	54



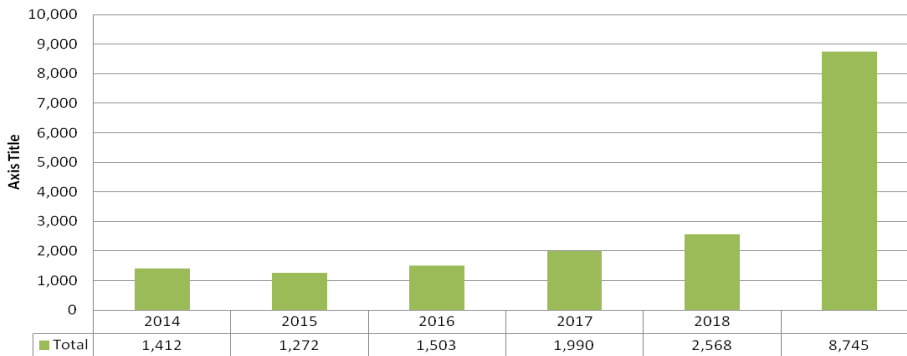
Support for Cataract Surge					
	self paid	I-Care	CNNJS	Others	Total
2014	8196	480	537	3301	12514
2015	6666	2085	352	3074	12177
2016	9563	2565	777	14	12919
2017	10711	2446	615	0	13772
2018	10600	2110	787	164	13661
	45736	9686	3068	6553	65043

Support for Cataract Surgery- 2014 to 2018

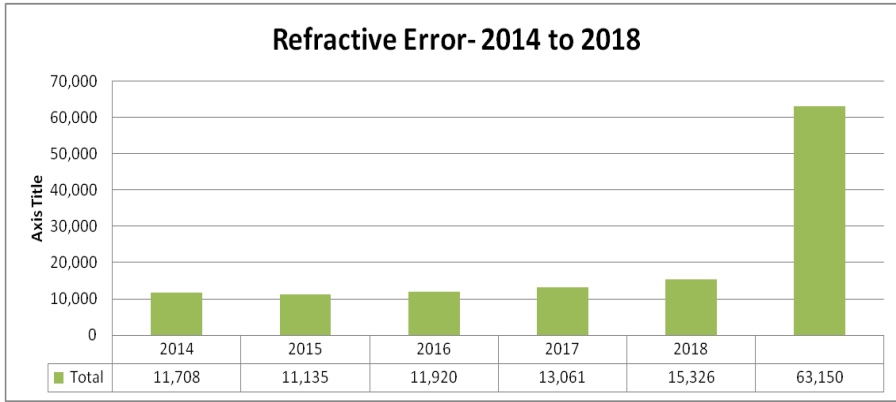


	male	female	Total	M	F
2014	551	861	1,412	39	61
2015	532	740	1,272	42	58
2016	565	938	1,503	38	62
2017	736	1,254	1,990	37	63
2018	972	1,596	2,568	38	62
	3,356	5,389	8,745	38	62

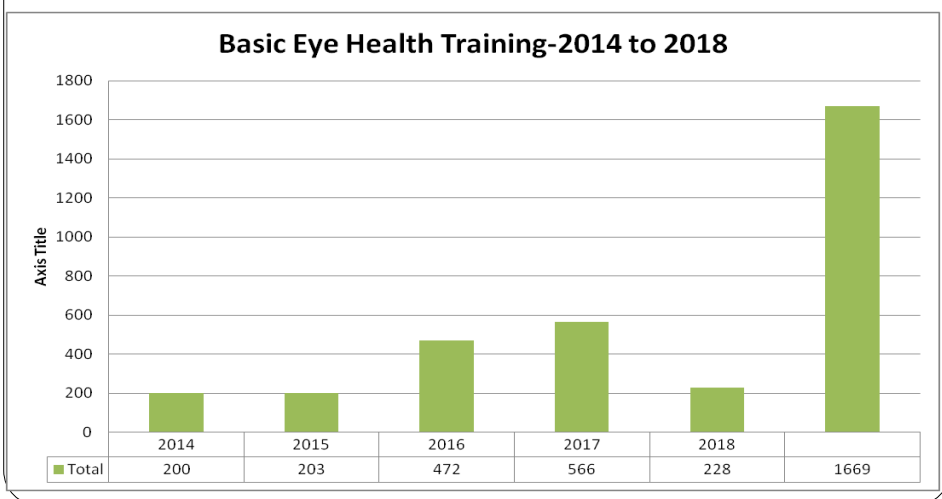
Other Surgeries- 2014 to 2018



	male	female	Total	M	F
2014	4,732	6,976	11,708	40	60
2015	4,634	6,501	11,135	42	58
2016	4,905	7,015	11,920	41	59
2017	5,365	7,696	13,061	41	59
2018	6,327	8,999	15,326	41	59
	25,963	37,187	63,150	41	59



	Male	Female	Total	Male per	Female per
2014	62	138	200	31	69
2015	41	162	203	20	80
2016	107	365	472	23	77
2017	212	354	566	37	63
2018	126	102	228	55	45
	548	1121	1669	33	67



VISUAL OUT COMES

Visual Outcome 2016			
REH 2016			
	PRE OP.	POST OP.	%
6/6- 6/18	0	1747	86.9
<6/18 - 6/60	1042	226	11.2
<6/60 - 3/60	376	34	1.7
<3/60	593	4	0.2
Total	2011	2011	
LEH 2016			
	PRE OP.	POST OP.	%
6/6- 6/18	6	889	80.2
<6/18 - 6/60	325	217	19.6
<6/60 - 3/60	425	3	0.3
<3/60	353	0	0.0
Total	1109	1109	
CKNEH, 2016			
	PRE OP.	POST OP.	%
6/6- 6/18	18	6144	71.3
<6/18 - 6/60	820	2092	24.3
<6/60 - 3/60	1421	109	1.3
<3/60	6379	273	3.2
Total	8638	8618	
Camp, 2016			
	PRE OP.	POST OP.	%
6/6- 6/18	0	931	80.2
<6/18 - 6/60	353	208	17.9
<6/60 - 3/60	256	16	1.4
<3/60	552	6	0.5
Total	1161	1161	

Visual Outcome 2017			
REH 2017			
	PRE OP.	POST OP.	%
6/6- 6/18	0	1772	89.2
<6/18 - 6/60	910	171	8.6
<6/60 - 3/60	481	40	2.0
<3/60	596	4	0.2
Total	1987	1987	
LEH 2017			
	PRE OP.	POST OP.	%
6/6- 6/18	15	1058	81.8
<6/18 - 6/60	335	177	13.7
<6/60 - 3/60	477	38	2.9
<3/60	466	20	1.5
Total	1293	1293	
CKNEH, 2017			
	PRE OP.	POST OP.	%
6/6- 6/18	28	7985	81.2
<6/18 - 6/60	692	1541	15.7
<6/60 - 3/60	1812	102	1.0
<3/60	7302	206	2.1
Total	9834	9834	
Camp, 2017			
	PRE OP.	POST OP.	%
6/6- 6/18	0	551	83.7
<6/18 - 6/60	209	91	13.8
<6/60 - 3/60	167	12	1.8
<3/60	282	4	0.6
Total	658	658	

Visual Outcome 2018

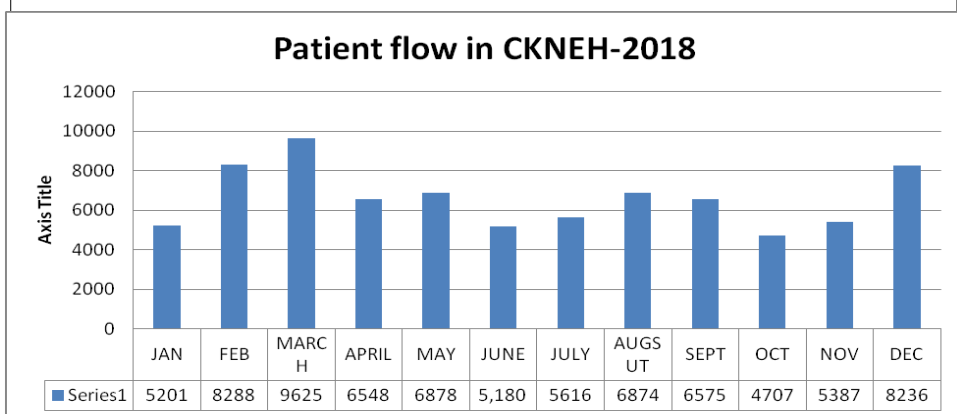
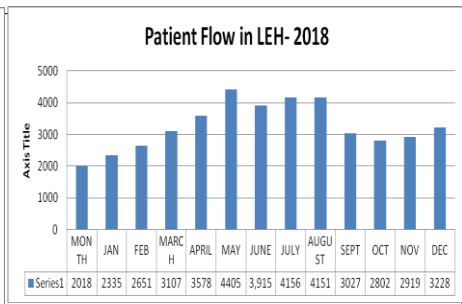
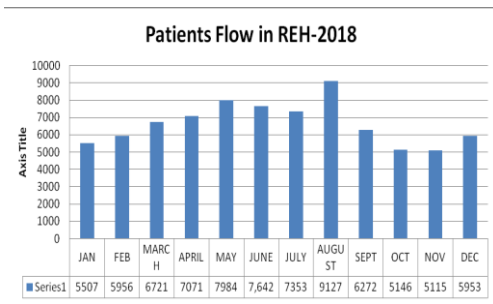
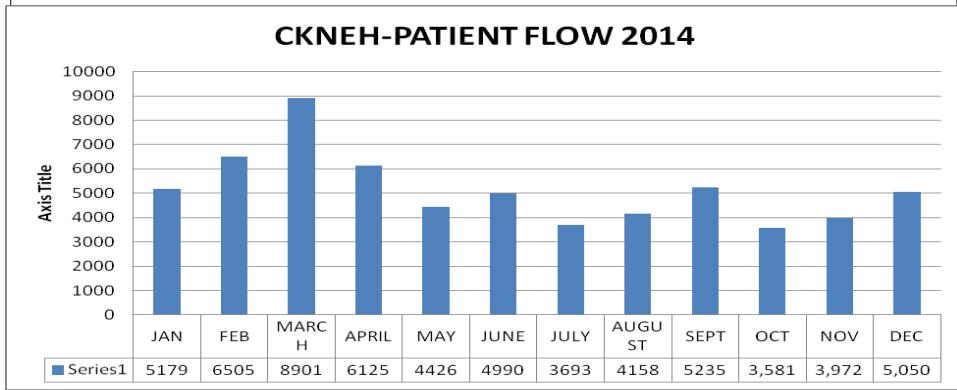
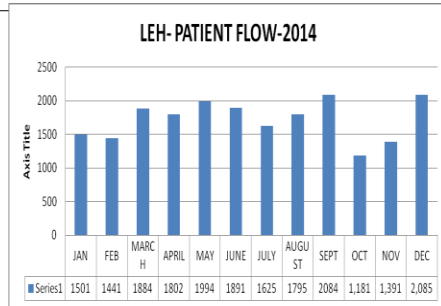
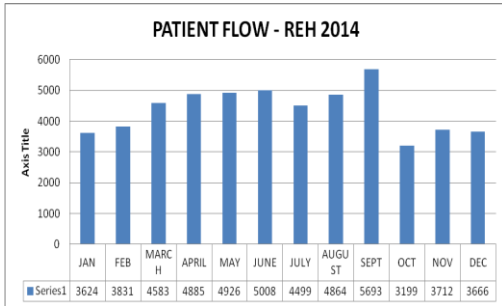
REH 2018			
	PRE OP.	POST OP.	%
6/6 - 6/18	54	1616	87.2
<6/18 - 6/60	845	182	9.8
<6/60 - 3/60	456	51	2.8
<3/60	498	4	0.2
Total	1853	1853	

LEH 2018			
	PRE OP.	POST OP.	%
6/6 - 6/18	85	1041	84.5
<6/18 - 6/60	319	145	11.8
<6/60 - 3/60	530	39	3.2
<3/60	298	7	0.6
Total	1232	1232	

CKNEH, 2018			
	PRE OP.	POST OP.	%
6/6 - 6/18	60	7640	81.2
<6/18 - 6/60	869	1538	16.3
<6/60 - 3/60	2150	97	1.0
<3/60	6332	136	1.4
Total	9411	9411	

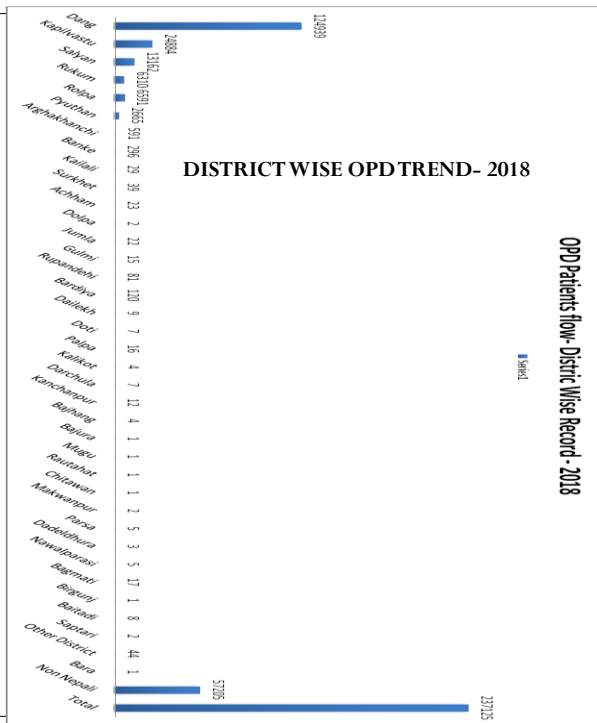
Camp, 2018			
	PRE OP.	POST OP.	%
6/6 - 6/18	0	954	81.9
<6/18 - 6/60	304	176	15.1
<6/60 - 3/60	346	34	2.9
<3/60	515	1	0.1
Total	1165	1165	

PATIENTS FLOW TREND

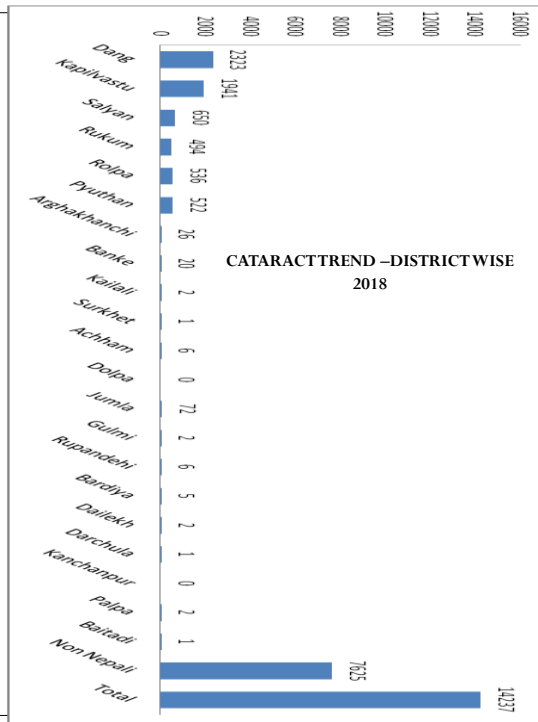


DISTRICT WISE

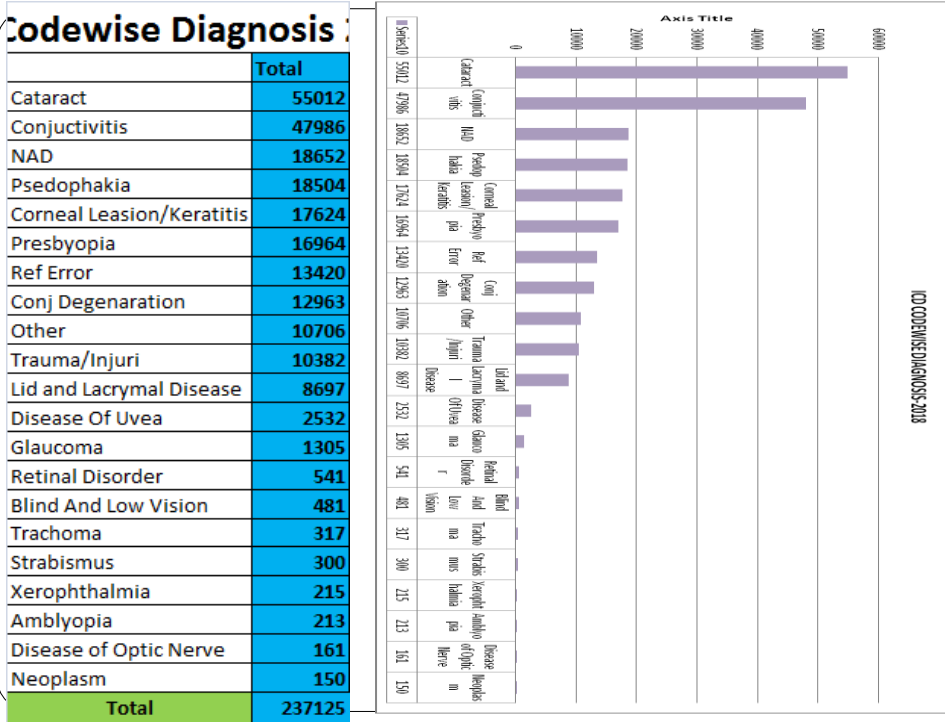
SN	District	Number
1	Dang	124939
2	Kapilvastu	24884
3	Salyan	13162
4	Rukum	6310
5	Rolpa	6591
6	Pyuthan	2665
9	Arghakhanchi	591
10	Banke	296
11	Kailali	29
12	Surkhet	39
13	Achham	23
14	Dolpa	2
15	Jumla	22
16	Gulmi	15
17	Rupandehi	81
18	Bardiya	120
19	Dailekh	9
20	Doti	7
21	Palpa	16
22	Kalikot	4
23	Darchhula	7
24	Kanchanpur	12
25	Bajhang	4
26	Bajura	1
27	Mugu	1
28	Rautahat	1
29	Chitawan	1
30	Makwanpur	2
31	Parsa	5
32	Dadeldhura	3
33	Nawalparasi	5
34	Bagmati	17
35	Birgunj	1
36	Baitadi	8
37	Saptari	2
38	Other District	44
39	Bara	1
40	Non Nepali	57205
	Total	237125



District	Number
Dang	2323
Kapilvastu	1941
Salyan	650
Rukum	494
Rolpa	536
Pyuthan	522
Arghakhanchi	26
Banke	20
Kailali	2
Surkhet	1
Achham	6
Dolpa	0
Jumla	72
Gulmi	2
Rupandehi	6
Bardiya	5
Dailekh	2
Darchula	1
Kanchanpur	0
Palpa	2
Baitadi	1
Non Nepali	7625
Total	14237



Disease Burden- ICD Code wise



CATARACT SURGICAL RATE

**Nepal Netra Jyoti Sangh
Rapti Eye Health Programme
District Wise Cataract Surgical Rate (CSR) 2013**

Districts	Population 2013	Plan	Eye Camps	Hospital	Total	20% add	Total Surgery	CSR/ Million population
Dang	557852	0	98	1400	1498	300	1798	3222
Salyan	243575	0	239	207	446	89	535	2197
Rukum	210878	0	246	115	361	72	433	2054
Rolpa	227075	0	172	237	409	82	491	2161
Pyuthan	235165	0	128	84	212	42	254	1082
Total	1474545	0	883	2043	2926	585	3511	2381

**Nepal Netra Jyoti Sangh
Eye Health Programme Rapti and Bahadurgunj
District Wise Cataract Surgical Rate (CSR) 2018**

Districts	Population 2015	Plan	Eye Camps	Hospital	Total	20% add	Total Surgery	CSR/ Million population
Dang	557852	0	7	2323	2330	466	2796	5012
Salyan	243575	0	394	256	650	130	780	3202
Rukum	210878	0	359	135	494	99	593	2811
Rolpa	227075	0	315	221	536	107	643	2833
Pyuthan	235165	0	364	158	522	104	626	2664
Total	1474545	0	1439	3093	4532	906	5438	3688

**Nepal Netra Jyoti Sangh
Eye Health Programme Rapti and Bahadurgunj
District Wise Cataract Surgical Rate (CSR) 2018**

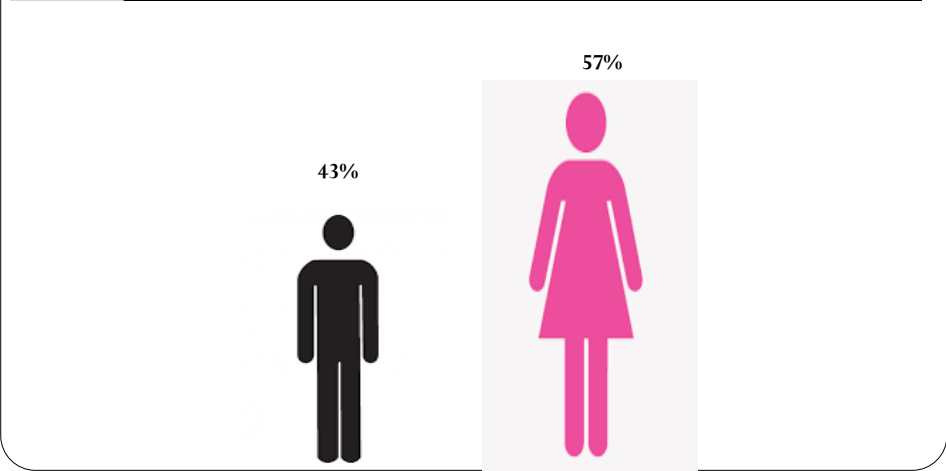
Districts	Population 2015	Plan	Eye Camps	Hospital	Total	20% add	Total Surgery	CSR/ Million population
Dang	557852	0	7	2323	2330	466	2796	5012
Salyan	243575	0	394	256	650	130	780	3202
Rukum	210878	0	359	135	494	99	593	2811
Rolpa	227075	0	315	221	536	107	643	2833
Pyuthan	235165	0	364	158	522	104	626	2664
Total	1474545	0	1439	3093	4532	906	5438	3688

Target of cataract surgery to achieve CSR

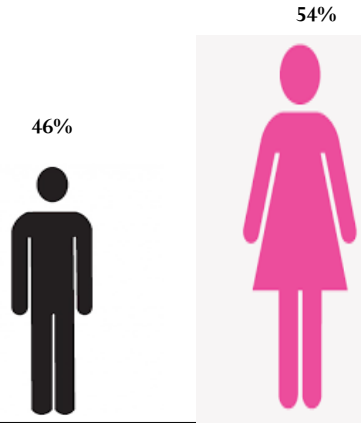
Zone/Districts	Annual Incident	Population	CSR
Rapti	9,404.00	1,474,545.00	6,377
CSR Target			
Zone/Districts	Target	Achieved CSR- 2018	Still need to Reach CSR
Rapti	6377	3688	2689

GENDER EQUITY

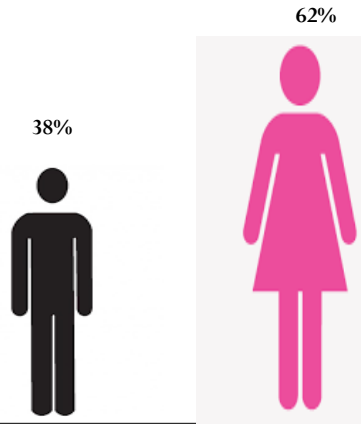
OPD	male	female	Total	M	F
2014	86,426	113,054	199,480	43	57
2015	85,302	112,314	197,616	43	57
2016	105,132	134,778	239,910	44	56
2017	110,371	143,066	253,437	44	56
2018	122,904	159,635	282,539	43	57
	510,135	662,846	1,172,982	43	57



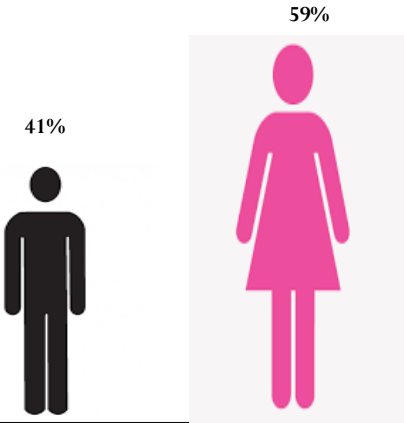
cataract						
	male	female	Total	M	F	
2014	5,745	6,769	12,514	46	54	
2015	5,730	6,447	12,177	47	53	
2016	6,018	6,901	12,919	47	53	
2017	6,377	7,395	13,772	46	54	
2018	6,333	7,328	13,661	46	54	
	30,203	34,840	65,043	46	54	



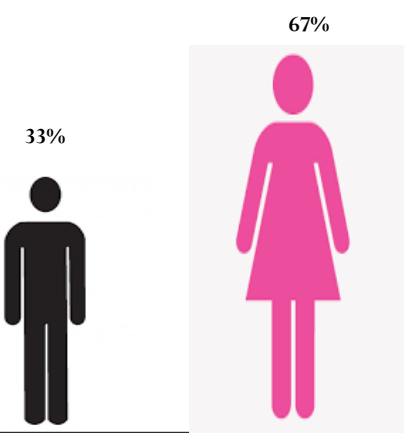
other surgery						
	male	female	Total	M	F	
2014	551	861	1,412	39	61	
2015	532	740	1,272	42	58	
2016	565	938	1,503	38	62	
2017	736	1,254	1,990	37	63	
2018	972	1,596	2,568	38	62	
	3,356	5,389	8,745	38	62	



Refractive error					
	male	female	Total	M	F
2014	4,732	6,976	11,708	40	60
2015	4,634	6,501	11,135	42	58
2016	4,905	7,015	11,920	41	59
2017	5,365	7,696	13,061	41	59
2018	6,327	8,999	15,326	41	59
	25,963	37,187	63,150	41	59



Basic Eye Health Training					
	Male	Female	Total	Male per	Female per
2014	62	138	200	31	69
2015	41	162	203	20	80
2016	107	365	472	23	77
2017	212	354	566	37	63
2018	126	102	228	55	45
	548	1121	1669	33	67



खड्के दमाई, रुकुम

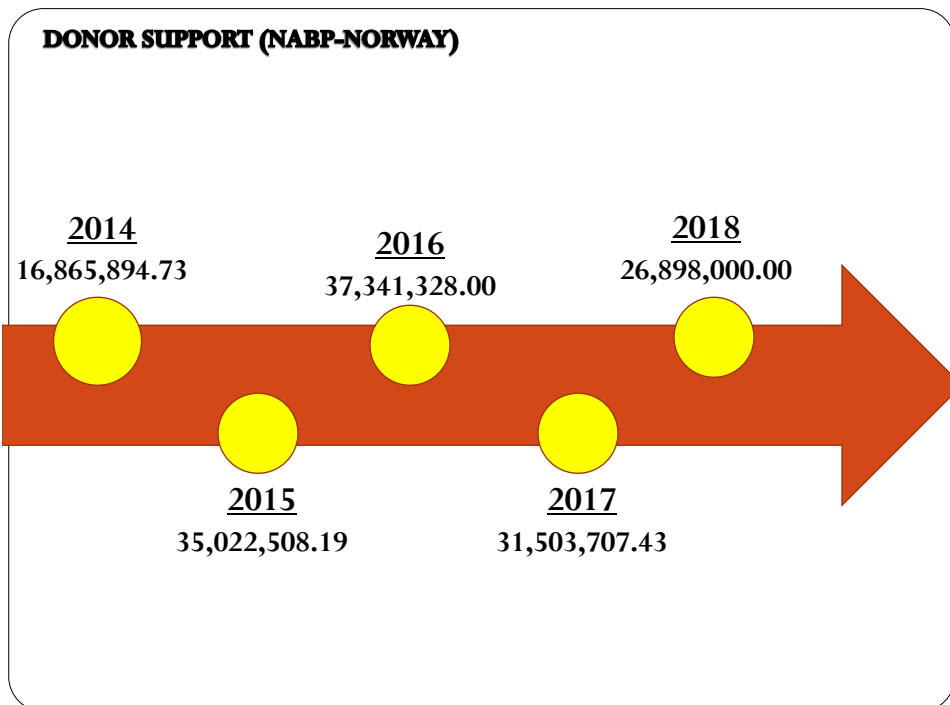
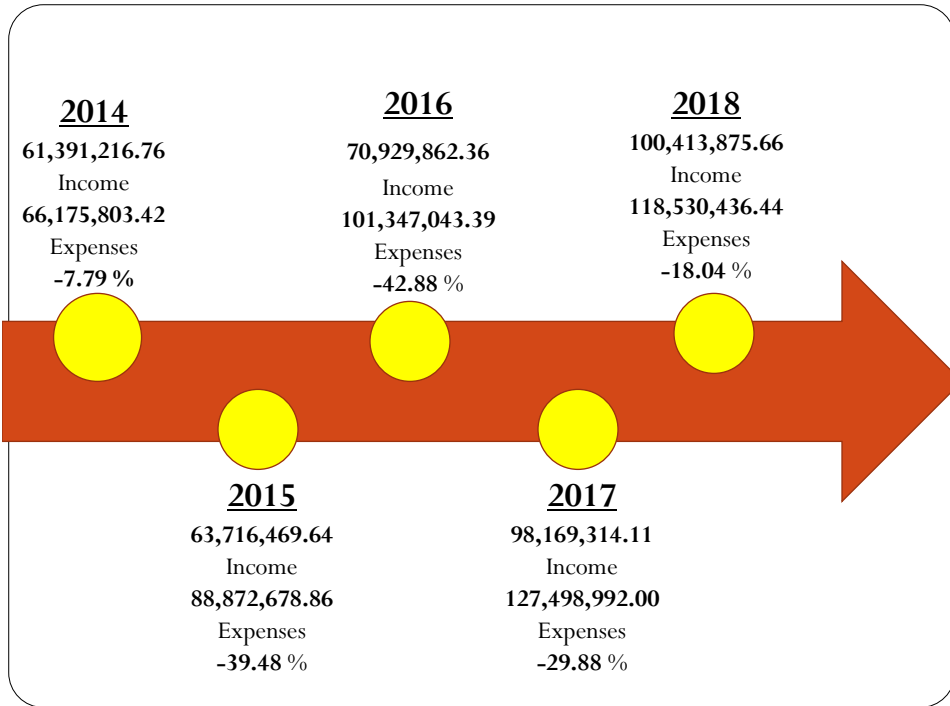
आम्दानी तथा खर्च

आम्दानीका श्रोतहरु

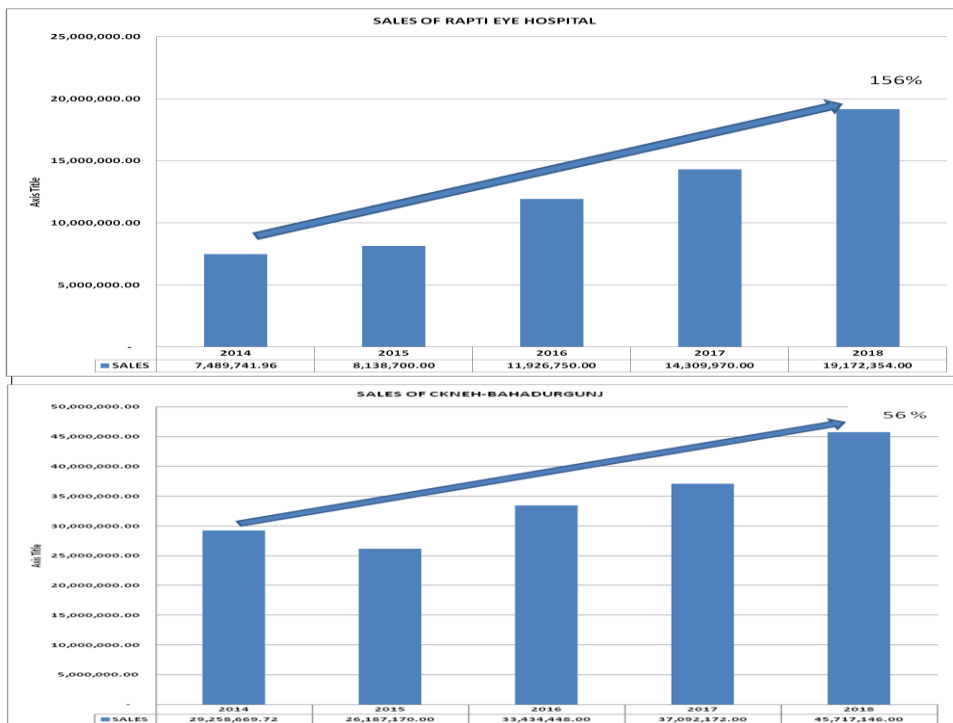
- Donor Support
 - NABP(Norway)
 - I-Care/NABP
- User Fee
 - Registration
 - Cataract Surgery
 - Phaco surgery
 - Lab Service
 - Other services
- Donation
 - Local
 - International
 - Personal

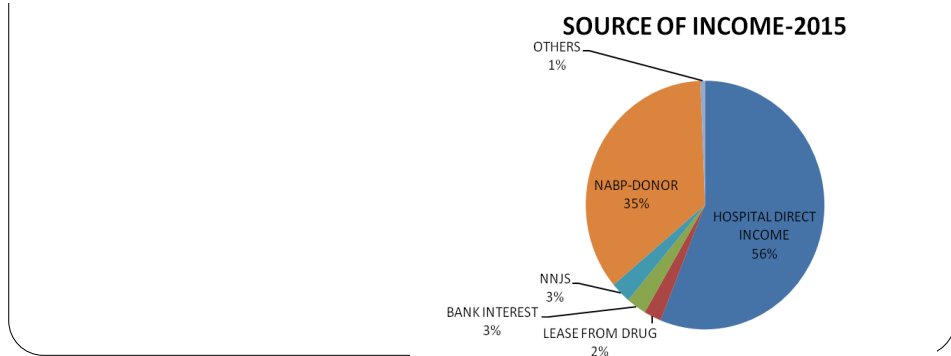
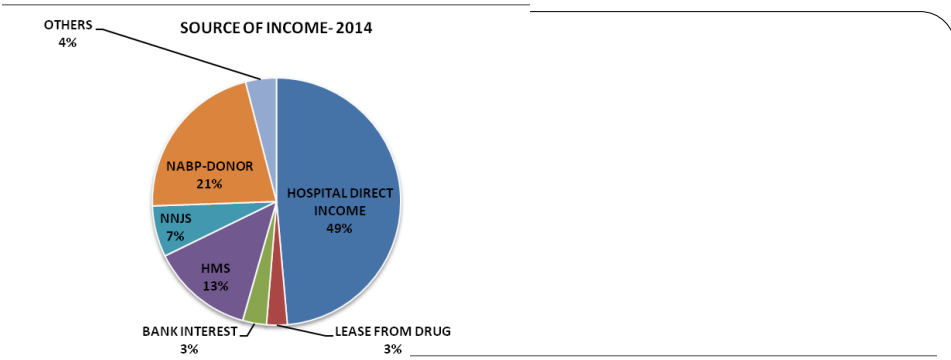
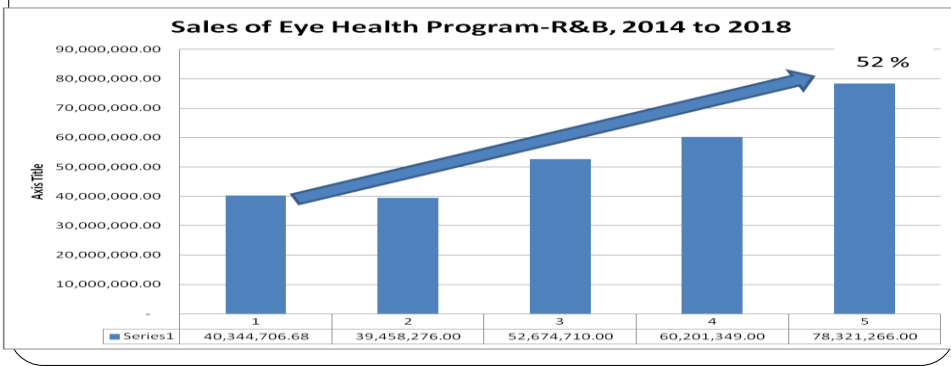
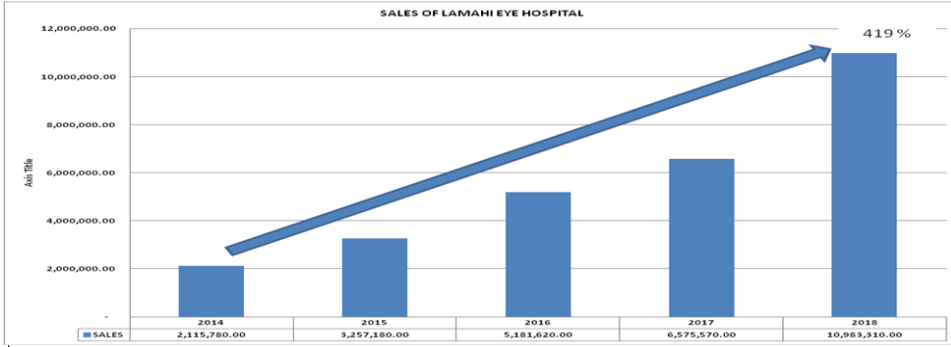
आम्दानीका श्रोतहरु.....

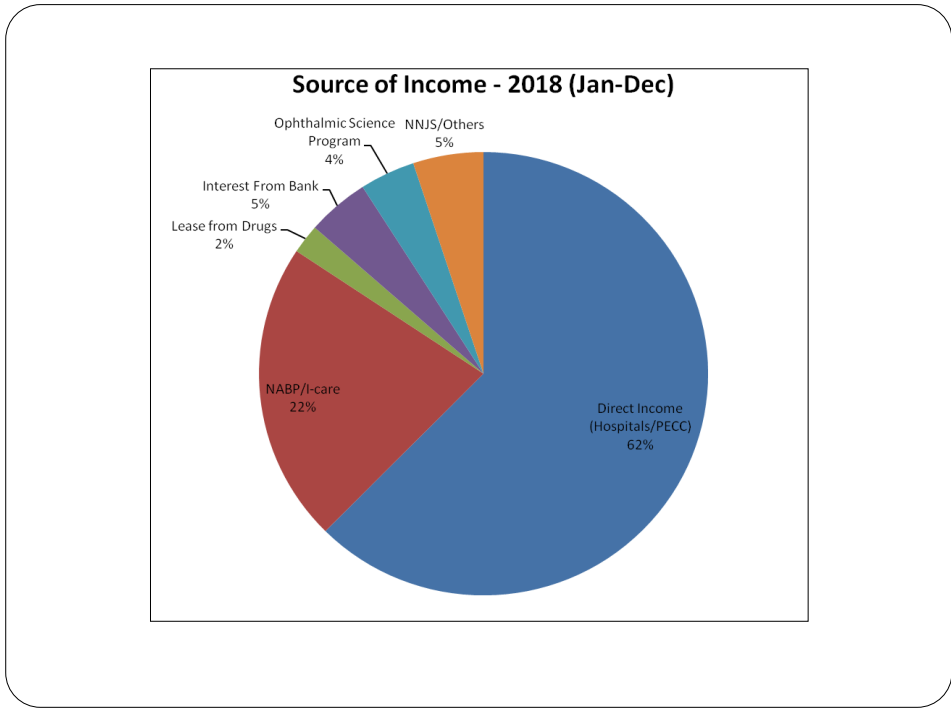
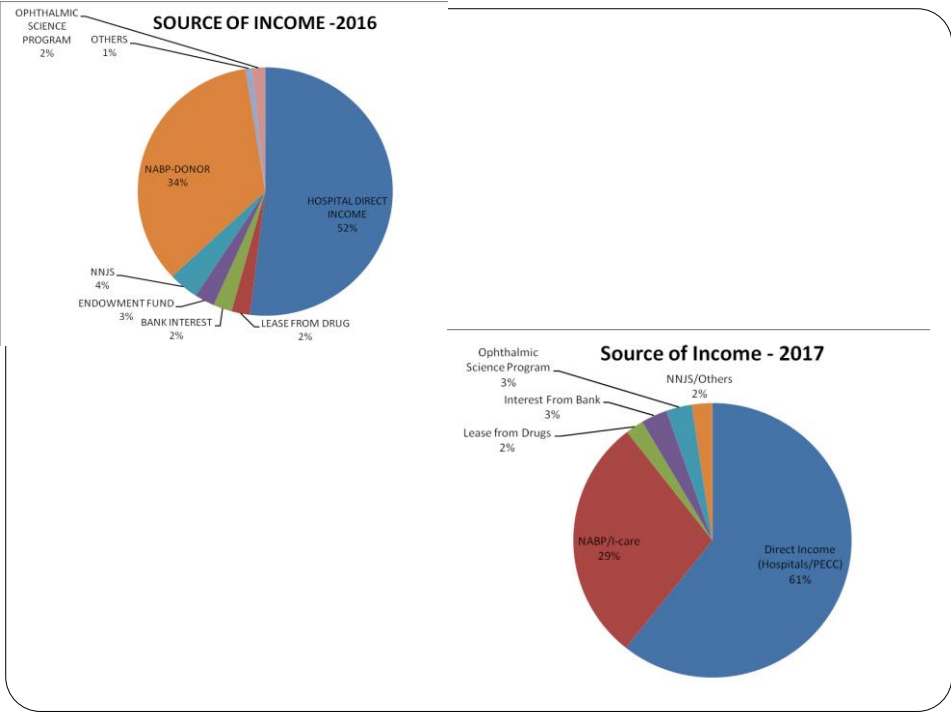
- Government Support (Partial)
 - Central Level (i.e , support for OPD Block, support for PECC, Camp)
 - Provincial Level (staff quarter LEH)
 - Municipality/Rural Municipality (i.e support to clear cataract backlog)
- Ophthalmic Science Program
 - Fee from Students
- Lease
 - Drugs/Spectacles
- Miscellaneous
 - Bank Interest
 - Scrap material sells etc

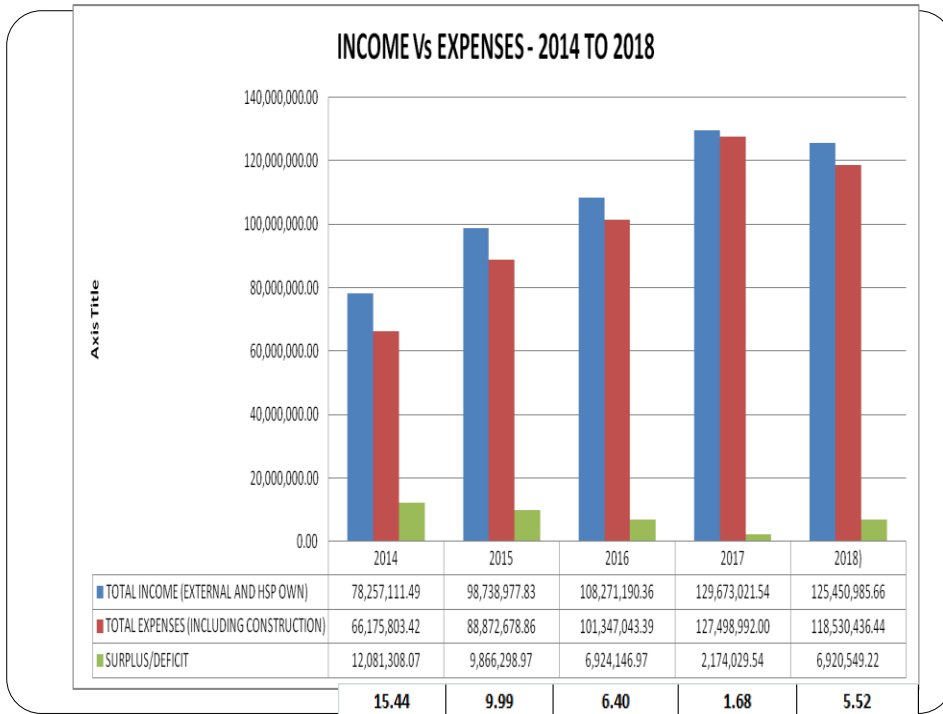


अस्पतालको आम्दानी सन् २०१४ देखि २०१८









**नेपाल नेत्रज्योति संघ, दाङ शाखाले पुरा गरेका
सपनाहरु**



Achievement of Target

OPD 1,172,982 (43%Male/57%Female),

Cataract 65,043 (46%Male/54%Female)

Basic Eye Health Training 1669 (33%M/67%F)

Sales of REH(156%), LEH (419%), CKNEH(56%) in overall 52%




Master Plan

- Master Plan of CKNEH-Bahadurgunj- Complete
- Master Plan of Rapti Eye Hospital – Complete
- Master Plan of Lamahi Eye Hospital- (Complete)



- Inauguration of Lamahi Eye Hospital 2014.
- Foundation Stone laying Ceremony of CKNEH-Bahadurgunj
- Foundation stone laying ceremony of OPD Building – Rapti
- Foundation stone laying ceremony of Staff Quarter-LEH



Infrastructure Development

- LEH OPD Building construction work completed-2014
- CKNEH- ward building completed up to Ground/First floor.
- OPD Building of REH under construction (completed ground floor slab work)
- Construction at LEH (under pipeline)



Colaboration

- Ophthalmic Science Program with Rapti Technical School, Lalmatiya
 - Will support to developing as training institution-REH
- Rehabilitation Program
 - NNJS/Hsp/DAB- Manual have been developed
 - Team formation
 - Planning process

Advocacy works!



- Fund support from Local Government (DDC, Municipality, Parliament Members, (Generated Around NRs 3.8 Million)
- Service purchase/infrastructure (under pipeline NRs 7.6 Million)
- NRs 50,000 received from Rolpa District Dev Committee (now co-ordination committee) with the initiation of chief district officer
- DDC supported printers/furniture to Rukum Centre



Specialty Service

- Phaco service in all three eye hospitals
 - Out of 62,806 (2014-2018) cataract surgeries 8% was phaco
- Oculoplasty service
 - Oculoplasty surgery 413 (2014-2018 Jan-Nov)
- Phaco training centre (under pipeline)



- VFA,
- Green Laser,
- AB Scan/Pachymetry,
- Non Contact Tonometer,
- Phaco service,
- Yag Laser,



- Ear Service started at Lamahi Eye Hospital- 2017
- Ear Service started at REH-2018
- Lab Service

Ear Service

	Male	Female	Total	Male per	Female per
2017	779	1029	1808		
2018	1515	2095	3610		
	2294	3124	5418	42	58



- Suchana Adhikari (Information Officer)
- Citizen Charter placed
- Annual Press Meet
- General Assembly- Approval
- Timely Financial Audit
- Social Audit
- Web-site of Rapti Eye Hospital (www.raptieyehospital.org)



Ownership Development

- Management Committee- Leading Local NNJS
- Construction Committee- leading Local NNJS
 - Sub Committee(Procurement/Quality)- Leading Local NNJS
- Selection Committee- Leading Local NNJS
- Procurement Committee- Leading Local NNJS
- Participatory approach – reprehensive from staff



- Land

Lamahi Eye Hospital	Chailahi-2, Lamahi, Dang	871	1-5-0	Right to Possession
Chhanda (Kale Babu)	Jumilla VDC, W.No.- 2,			
Narayani Eye Hospital	Bahadurjung, Kapivastu	59	0-17-0	Ownership
Rukum Eye Centre	Khalanga-2, Rukum	4035	200 Sq. Ft.	Ownership
Salyan Eye Centre	Khalanga-1, Salyan	6406, 6402, 6404, 6408, 6423 & 6459	4106.98 Sq. Ft	Ownership

- Koilabash- 10 kattha
- Cash
 - Ms Sissel Helden wife of Late Dr Albert Kolstad NRs 0.5 million
 - Ms Bhagwati Sharma NRs 0.5 million
 - Elisabeth Oksum and team- NRs 70000
 - Dhruva Gautam- Furniture/electronic set.



- Trachoma Survey Rukum (2015), Rolpa and Salyan (2016), Dang (2017)
- RAAB Survey completed (Srawon 20, 2075 to Ashwin 24th , 2075)
 - 35 CLUSTER
 - 1155 SAMPLE



Research

- “External Vs Endoscopic DCR-Surgical Success and Patients Satisfaction”- Dr Suresh Rasaili, Ophthalmologist.
- “Change in visual function in Uveitis patients after treatment and experience from Nepal”-Dr Nita Sunam Gamal and team.



कसरी सम्भव भयो त

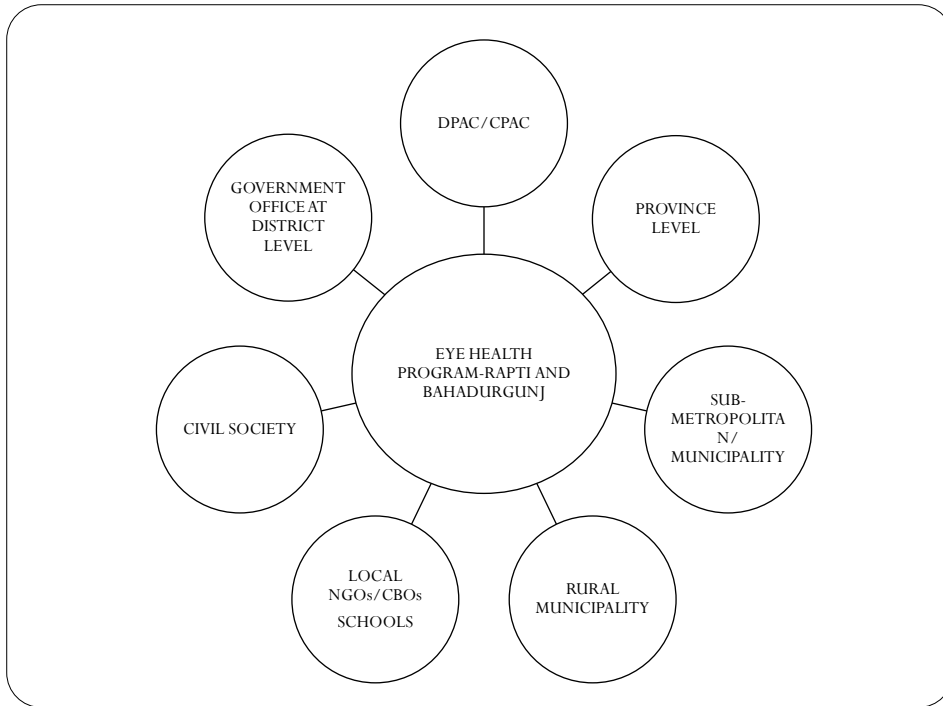
- Team work
- External Support
- Local Support
- Government Support
- Dedicated Ophthalmologist/Staffs
- Ownership feeling among each team members

● **ADVOCACY**

SOCIAL AUDIT



Linkage with District Line Agencies



Lessons learnt

- **Lessons learnt 1: Including traditional healers**
- **Lessons learnt 2: Reaching the poor**
- **Lessons learnt 3: Collaboration/harmonization**
- **Lesson Learnt 4: An effective integrated model**
- **Lesson Learnt 5: Towards institutional sustainability**
- **Lessons learnt 6: More focus on Advocacy/Awareness Campaign**
- **Lessons learnt 7: Participatory Approach**
- **Lessons learnt 8: Retention policy for medical staff mainly ophthalmologist**



CHALLENGES

- Integration modality
- New Competitor
- Sub-Specialization service at Hospital
- Financing for infrastructure Development.

HUMAN RESOURCE



कर्मचारी दरबन्दी तथा जनशक्तिहरु

HUMAN RESOURCE STATUS OF YEAR 2018										
CLASSIFICATION	Level	REH	LEH	CKNEH	GEC	SEC	REC	SEC-Rolpa	Krishnana gar	TOTAL
•MEDICAL										
•Chief Medical Director	Officer Class- 1st Level	1								1
•Ophthalmologist	Officer Class- 2nd Level	1	1	3						5
•PARAMEDICAL										0
•Optometrist	Officer Class- 3rd Level	1	1							2
•Ophthalmic Officer/Out reach coordinator	Officer Class- 3rd Level	1	1		1					3
•Ophthalmic Assistant	Non Officer- 1st Level	4	4	8	1		1	1	1	20
•Sr Eye Health Workers	Non Officer- 1st Level	4		2		1				7
•Lab Technician		1	1	1						3
•Eye Health worker	Non officer- 2nd Level	1	1	5	1		1			9
•Eye Helper	Non officer- 3rd Level	4								4
										48
•ADMINISTRATIVE										0
•Sr Administrative Officer	Officer Class- 2nd Level		1							1
•Hospital Manager	Officer Class- 3rd Level	1								1
•Administrative Officer	Officer Class- 3rd Level			1						1
•Account Officer	Officer Class- 3rd Level		1							1
•Act Logistic Mng Officer	Non Officer- 1st Level		1							1
•Account Assistant	Non Officer- 1st Level	1		1						2
•Suchana Adhikari	Non Officer- 1st Level	1								1
•Store Keeper	from construction commt	1		1						2
•Office Assistant	Non officer- 2nd Level	1	1	1						3
•SUPPORTIVE SERVICES										0
•House keeping personal	Office Helper- 1,2,3 level	2		3						5
•Driver	Driver Class- 1,2,4 level	1	1	1						3
•Instruments Technicians	Driver class- 3 level	1								1
•Security (out source)	Security	4	3	4						11
•Recorder (out source)	Recorder	2	1	2	1					6
•Librarian(out source)	Librarian	1								1
•Cleaner (out source)	Office Helper	2	3	3	1	1		1	1	12
•Engineer	from construction commt	1								1
		37	21	36	5	2	2	2	2	107
		F15/M22	F8/M13	F32/M24	F3/M2	F3/M1	F1/M1	F3/M1	F3/M1	F41/M66



RAPTI EYE HOSPITAL			
Rakchhachaur, Rapti			
PLELIMINARY COST ESTIMATE			
Sno.	Particulars	Unit	Amounts
A BUILDING WORKS			
i	OPD Block	NRs	53,958,337.65
ii	Library Block	NRs	30,281,953.28
iii	Academic Block	NRs	65,472,988.77
iv	Canteen Block	NRs	7,725,900.00
v	Multipurpose Hall	NRs	22,987,566.00
vi	Professors Block	NRs	9,087,972.60
vii	Guest Block	NRs	21,873,789.00
viii	Staff Block	NRs	33,310,788.00
ix	Administrative Block for Academic Section	NRs	22,858,185.00
x	Administrative Block for Hospital Section	NRs	23,979,165.00
xi	OT Block	NRs	123,394,510.68
xii	Swimming Pool and Locker room	NRs	12,934,485.90
xiii	Incinator Block	NRs	2,787,015.00
xiv	Toilet Block	NRs	16,608,420.15
Total (Building Works)		NRs	447,261,077.03
B INFRASTRUCTURE WORKS			
i	2.5 % External Electrical Works / Transformer / Generator	NRs	11,181,526.93
ii	3.25 % Access Road / Retaining wall	NRs	14,535,985.00
iii	2.25 % External Water Supply / Drainage & Sewerage Works	NRs	10,063,374.23
iv	3.5 % Site Development / Boundary Wall	NRs	15,654,137.70
v	1.5 % Fire Fighting / Security System Works	NRs	6,708,916.16
vi	1.75 % Local Government / Municipality Tax and Other Service	NRs	7,827,068.85
Total (Infrastructure Works)		NRs	65,971,008.86
TOTAL (A + B)		NRs	513,232,085.89
13% VAT		NRs	66,720,171.17
NET TOTAL		NRs	579,952,257.05

LAMAHAI EYE HOSPITAL

LAMAHAI,DANG,NEPAL



<u>MASTER PLAN PROJECT</u>			
LAMAHAI EYE HOSPITAL			
lamahai, Dang, Nepal			
PRELIMINARY COST ESTIMATE			
S.N	Particulars	Unit	Amounts
A	BUILDING WORKS	NRs.	139,686,757.35
1	ENT Block	NRs.	75,013,214.85
2	OT Block	NRs.	75,013,214.85
3	Ward Block	NRs.	70,227,360.63
4	Canteen	NRs.	29,823,885.00
5	Multipurpose Block	NRs.	24,876,627.30
6	Doctor Quarter	NRs.	24,036,587.40
7	Staff Quarter 1	NRs.	24,036,587.40
8	Staff Quarter 2	NRs.	24,036,587.40
9	Incinerator Block	NRs.	2,356,200.00
10	Toilet Block	NRs.	3,046,241.10
11	Parking Shed	NRs.	4,410,000.00
12	Shed for Visitor	NRs.	5,208,000.00
13	Genator Block	NRs.	1,456,560.00
14	Guest House	NRs.	872,223.45
	Total(Building Works)	NRs.	504,100,046.73
B	INFRASTRUCTURES WORKS		
1	2.5% External Electrical Works/Transformer/Generator	NRs.	12,602,501.17
2	3.25 % Access Road/ Retaining wall	NRs.	16,383,251.52
3	2.25 % External Water Supply / Drainage & Sewerage Works	NRs.	11,342,251.05
5	3.5 % Site Development/ Boundary Wall	NRs.	17,643,501.64
6	1.5 % Fire Fighting / Security System Works	NRs.	7,561,500.70
7	1.75 % local Government/ Municipality Tax and other taxes.	NRs.	8,821,750.82
	Total(Infrastructures Works)	NRs.	74,354,756.89
	TOTAL(A+B)	NRs.	578,454,803.62
	13 % VAT	NRs.	75,199,124.47
	NET TOTAL	NRs.	653,653,928.09

भावी योजनाहरु
(२०१९-२०२४)

सन् २०१९ को प्रस्तावित योजना

दिर्घकालिन योजनाहरु

- तीन वटै अस्पतालहरुको गुरुयोजना मुताविक भौतिक पूर्वाधारहरुको क्रमशः गर्दै लग्ने ।
- तीनवटै अस्पतालहरुलाई Tertiary B Level मा क्रमशः स्तरवृद्धी गर्दै लैजाने ।
- केन्द्रिय सरकार, प्रदेश सरकार, तथा स्थानीय सरकार समक्ष दिर्घकालिन योजनाको लागि पैरवी (**Advocacy**) लाई विशेष जोड् दिने
- राप्ती आंखा अस्पताललाई अध्ययन प्रतिष्ठानकोरूपमा विकास गर्ने ।
- फ्याको तालिम केन्द्रकोरूपमा विकास गर्ने ।

- समन्वय तथा सहकार्यलाई बढाउने ।
- आंखा स्वास्थ्य कार्यक्रमलाई नेपाल सरकारको स्वास्थ्य नीति बमोजिम एकीकृत आंखा स्वास्थ्य सेवा (Integrated Eye Health Service) संचालनमा सहयोग पुऱ्याउने ।

- मोतिविन्दुको अप्रेशन गर्न बांकी रहेका (Cataract Back log) मोतिविन्दु लाई हटाउने ।

- कर्णाली प्रदेश

- प्रदेश नं. ५

SOME PICTURES



Mid Term Review Workshop



Agreement with CTEVT members regarding Ophthalmic Science Program



Best Branch Award- 2018



RAAB SURVEY



FREE SURGICAL EYE CAMP



SPEAKER OF PROVINCE NO 5, BRIEF INTRODUCTION ABOUT PROGRAM



MEETING WITH CHIEF MINISTER AND OTHER MINISTRIES- KARNALI PROVINCE.



FREE SURGICAL EYE CAMP- NABP SUPPORT





LONG TERM PLANNING WORKSHOP - 2020 TO 2024



FELICITATIONS TO MADAM SISSEL, WIFE OF LATE DR ALBER KOLSTAD



WEL COMETO DONOR – NABP/I-CARE



SUPPORT FROM LAMAHI MUNICIPALITY- MAYOR MR KUL BDR KC



PATIENT LOAD AT RAPTI EYE HOSPITAL

School Eye Health Education



SCHOOL EYE HEALTH EDUCATION



Pamphlet distribution at Festival (Mela)



Eye Health Training Traditional Healer



JYOTI MAYA-

SUCCESSFUL STORY

**THANK
YOU!**

